

FORM NO. MGT-7

[Pursuant to sub-Section(1) of section 92 of the Companies Act, 2013 and sub-rule (1) of rule 11of the Companies (Management and Administration) Rules, 2014]



सत्यमेव जयते

Annual Return (other than OPCs and Small Companies)

Form language English Hindi

Refer the instruction kit for filing the form.

I. REGISTRATION AND OTHER DETAILS

(i) * Corporate Identification Number (CIN) of the company

L85110TG1998PLC029914

Pre-fill

Global Location Number (GLN) of the company

* Permanent Account Number (PAN) of the company

AABCR4014M

(ii) (a) Name of the company

RAINBOW CHILDREN'S MEDIC/

(b) Registered office address

8-2-120/103/1, SURVEY NO. 403, ROAD NO. 2, BANJARA HILLS, HYDERABAD - 500034, TELANGANA, INDIA

(c) *e-mail ID of the company

ashish.k@rainbowhospitals.in

(d) *Telephone number with STD code

04049692244

(e) Website

www.rainbowhospitals.in

(iii) Date of Incorporation

07/08/1998

(iv)	Type of the Company	Category of the Company	Sub-category of the Company
	Public Company	Company limited by shares	Indian Non-Government company

(v) Whether company is having share capital

Yes No

(vi) *Whether shares listed on recognized Stock Exchange(s)

Yes No

(a) Details of stock exchanges where shares are listed

S. No.	Stock Exchange Name	Code
1	National Stock Exchange of India Limited	1,024
2	BSE Limited	1

(b) CIN of the Registrar and Transfer Agent

L72400TG2017PLC117649

Pre-fill

Name of the Registrar and Transfer Agent

KFIN TECHNOLOGIES LIMITED

Registered office address of the Registrar and Transfer Agents

Selenium, Tower B, Plot No- 31 & 32, Financial District, N
anakramguda, Serili ngampally NA

(vii) *Financial year From date (DD/MM/YYYY) To date (DD/MM/YYYY)

(viii) *Whether Annual general meeting (AGM) held Yes No

(a) If yes, date of AGM

(b) Due date of AGM

(c) Whether any extension for AGM granted Yes No

II. PRINCIPAL BUSINESS ACTIVITIES OF THE COMPANY

*Number of business activities

S.No	Main Activity group code	Description of Main Activity group	Business Activity Code	Description of Business Activity	% of turnover of the company
1	Q	Hospital and Medical Care	Q1	Hospital activities	86.67
2	Q	Hospital and Medical Care	Q6	Other Hospital and Medical Care Activities	12.24

III. PARTICULARS OF HOLDING, SUBSIDIARY AND ASSOCIATE COMPANIES (INCLUDING JOINT VENTURES)

*No. of Companies for which information is to be given

Pre-fill All

S.No	Name of the company	CIN / FCRN	Holding/ Subsidiary/Associate/ Joint Venture	% of shares held
1	RAINBOW SPECIALITY HOSPIT/	U85100TG2010PTC071461	Subsidiary	78.81

2	RAINBOW CHILDREN'S HOSPIT	U85110TG2010PTC071424	Subsidiary	100
3	RAINBOW WOMEN & CHILDRE	U85100TG2010PTC071633	Subsidiary	100
4	ROSEWALK HEALTHCARE PRIV	U74900TG2015PTC139548	Subsidiary	100
5	RAINBOW FERTILITY PRIVATE L	U85300TG2019PTC134600	Subsidiary	100
6	RAINBOW C R O PRIVATE LIMIT	U73200TG2019PTC136780	Subsidiary	100

IV. SHARE CAPITAL, DEBENTURES AND OTHER SECURITIES OF THE COMPANY

(i) *SHARE CAPITAL

(a) Equity share capital

Particulars	Authorised capital	Issued capital	Subscribed capital	Paid up capital
Total number of equity shares	150,000,000	101,501,687	101,501,687	101,501,687
Total amount of equity shares (in Rupees)	1,500,000,000	1,015,016,870	1,015,016,870	1,015,016,870

Number of classes

1

Class of Shares	Authorised capital	Issued capital	Subscribed capital	Paid up capital
EQUITY SHARES				
Number of equity shares	150,000,000	101,501,687	101,501,687	101,501,687
Nominal value per share (in rupees)	10	10	10	10
Total amount of equity shares (in rupees)	1,500,000,000	1,015,016,870	1,015,016,870	1,015,016,870

(b) Preference share capital

Particulars	Authorised capital	Issued capital	Subscribed capital	Paid-up capital
Total number of preference shares	0	0	0	0
Total amount of preference shares (in rupees)	0	0	0	0

Number of classes

0

Class of shares	Authorised capital	Issued capital	Subscribed capital	Paid up capital
Number of preference shares				
Nominal value per share (in rupees)				
Total amount of preference shares (in rupees)				

(c) Unclassified share capital

Particulars	Authorised Capital
Total amount of unclassified shares	0

(d) Break-up of paid-up share capital

Class of shares	Number of shares			Total nominal amount	Total Paid-up amount	Total premium
	Physical	DEMAT	Total			
Equity shares						
At the beginning of the year	0	94,053,928	94053928	940,539,280	940,539,280	
Increase during the year	0	7,447,759	7447759	74,477,590	74,477,590	2,834,965,900
i. Public Issues	0	5,167,679	5167679	51,676,790	51,676,790	2,748,322,800
ii. Rights issue	0	0	0	0	0	0
iii. Bonus issue	0	0	0	0	0	0
iv. Private Placement/ Preferential allotment	0	0	0	0	0	0
v. ESOPs	0	0	0	0	0	0
vi. Sweat equity shares allotted	0	0	0	0	0	
vii. Conversion of Preference share	0	2,280,080	2280080	22,800,800	22,800,800	86,643,040
viii. Conversion of Debentures	0	0	0	0	0	0
ix. GDRs/ADRs	0	0	0	0	0	0
x. Others, specify						
Decrease during the year	0	0	0	0	0	0
i. Buy-back of shares	0	0	0	0	0	0
ii. Shares forfeited	0	0	0	0	0	0
iii. Reduction of share capital	0	0	0	0	0	0
iv. Others, specify						
At the end of the year	0	101,501,687	101501687	1,015,016,800	1,015,016,800	
Preference shares						

At the beginning of the year	0	2,280,080	2280080	109,443,840	109,443,840	
Increase during the year	0	0	0	0	0	0
i. Issues of shares	0	0	0	0	0	0
ii. Re-issue of forfeited shares	0	0	0	0	0	0
iii. Others, specify						
Decrease during the year	0	2,280,080	2280080	109,443,840	109,443,840	0
i. Redemption of shares	0	0	0	0	0	0
ii. Shares forfeited	0	0	0	0	0	0
iii. Reduction of share capital	0	0	0	0	0	0
iv. Others, specify						
Conversion of Series A CCPS & Series B into Equity	0	2,280,080	2280080	109,443,840	109,443,840	
At the end of the year	0	0	0	0	0	

ISIN of the equity shares of the company

INE961O01016

(ii) Details of stock split/consolidation during the year (for each class of shares)

0

Class of shares		(i)	(ii)	(iii)
Before split / Consolidation	Number of shares			
	Face value per share			
After split / Consolidation	Number of shares			
	Face value per share			

(iii) Details of shares/Debentures Transfers since closure date of last financial year (or in the case of the first return at any time since the incorporation of the company) *

Nil

[Details being provided in a CD/Digital Media]

Yes No Not Applicable

Separate sheet attached for details of transfers

Yes No

Note: In case list of transfer exceeds 10, option for submission as a separate sheet attachment or submission in a CD/Digital Media may be shown.

Date of the previous annual general meeting	<input style="width: 95%;" type="text"/>
---	--

Date of registration of transfer (Date Month Year)	<input style="width: 95%;" type="text"/>
--	--

Type of transfer	<input style="width: 95%;" type="text"/>	1 - Equity, 2- Preference Shares,3 - Debentures, 4 - Stock
------------------	--	--

Number of Shares/ Debentures/ Units Transferred	<input style="width: 95%;" type="text"/>	Amount per Share/ Debenture/Unit (in Rs.)	<input style="width: 95%;" type="text"/>
---	--	---	--

Ledger Folio of Transferor	<input style="width: 95%;" type="text"/>
----------------------------	--

Transferor's Name	<input style="width: 95%;" type="text"/>	<input style="width: 95%;" type="text"/>	<input style="width: 95%;" type="text"/>
	Surname	middle name	first name

Ledger Folio of Transferee	<input style="width: 95%;" type="text"/>
----------------------------	--

Transferee's Name	<input style="width: 95%;" type="text"/>	<input style="width: 95%;" type="text"/>	<input style="width: 95%;" type="text"/>
	Surname	middle name	first name

Date of registration of transfer (Date Month Year)	<input style="width: 95%;" type="text"/>
--	--

Type of transfer	<input style="width: 95%;" type="text"/>	1 - Equity, 2- Preference Shares,3 - Debentures, 4 - Stock
------------------	--	--

Number of Shares/ Debentures/ Units Transferred	<input style="width: 95%;" type="text"/>	Amount per Share/ Debenture/Unit (in Rs.)	<input style="width: 95%;" type="text"/>
---	--	---	--

Ledger Folio of Transferor		<input type="text"/>	
Transferor's Name	<input type="text"/>	<input type="text"/>	<input type="text"/>
	Surname	middle name	first name
Ledger Folio of Transferee		<input type="text"/>	
Transferee's Name	<input type="text"/>	<input type="text"/>	<input type="text"/>
	Surname	middle name	first name

(iv) *Debentures (Outstanding as at the end of financial year)

Particulars	Number of units	Nominal value per unit	Total value
Non-convertible debentures	0	0	0
Partly convertible debentures	0	0	0
Fully convertible debentures	0	0	0
Total			0

Details of debentures

Class of debentures	Outstanding as at the beginning of the year	Increase during the year	Decrease during the year	Outstanding as at the end of the year
Non-convertible debentures	400,000,000	0	400,000,000	0
Partly convertible debentures	0	0	0	0
Fully convertible debentures	0	0	0	0

(v) Securities (other than shares and debentures)

0

Type of Securities	Number of Securities	Nominal Value of each Unit	Total Nominal Value	Paid up Value of each Unit	Total Paid up Value
Total	<input type="text"/>		<input type="text"/>		<input type="text"/>

V. *Turnover and net worth of the company (as defined in the Companies Act, 2013)

(i) Turnover

11,139,898,909

(ii) Net worth of the Company

10,883,873,882

VI. (a) *SHARE HOLDING PATTERN - Promoters

S. No.	Category	Equity		Preference	
		Number of shares	Percentage	Number of shares	Percentage
1.	Individual/Hindu Undivided Family				
	(i) Indian	44,358,396	43.7	0	
	(ii) Non-resident Indian (NRI)	0	0	0	
	(iii) Foreign national (other than NRI)	0	0	0	
2.	Government				
	(i) Central Government	0	0	0	
	(ii) State Government	0	0	0	
	(iii) Government companies	0	0	0	
3.	Insurance companies	0	0	0	
4.	Banks	0	0	0	
5.	Financial institutions	0	0	0	
6.	Foreign institutional investors	0	0	0	
7.	Mutual funds	0	0	0	
8.	Venture capital	0	0	0	
9.	Body corporate (not mentioned above)	0	0	0	
10.	Others Trusts	6,219,200	6.13	0	
	Total	50,577,596	49.83	0	0

Total number of shareholders (promoters)

7

(b) *SHARE HOLDING PATTERN - Public/Other than promoters

S. No.	Category	Equity		Preference	
		Number of shares	Percentage	Number of shares	Percentage

1.	Individual/Hindu Undivided Family				
	(i) Indian	13,675,015	13.47	0	
	(ii) Non-resident Indian (NRI)	566,845	0.56	0	
	(iii) Foreign national (other than NRI)	0	0	0	
2.	Government				
	(i) Central Government	0	0	0	
	(ii) State Government	0	0	0	
	(iii) Government companies	0	0	0	
3.	Insurance companies	2,091,096	2.06	0	
4.	Banks	0	0	0	
5.	Financial institutions	0	0	0	
6.	Foreign institutional investors	20,114,240	19.82	0	
7.	Mutual funds	10,295,036	10.14	0	
8.	Venture capital	0	0	0	
9.	Body corporate (not mentioned above)	945,040	0.93	0	
10.	Others AIF, NBFC, Clearing Membe	3,236,819	3.19	0	
	Total	50,924,091	50.17	0	0

Total number of shareholders (other than promoters)

75,604

**Total number of shareholders (Promoters+Public/
Other than promoters)**

75,611

(c) *Details of Foreign institutional investors' (FIIs) holding shares of the company

100

Name of the FII	Address	Date of Incorporation	Country of Incorporation	Number of shares held	% of shares held
GOVERNMENT OF SIN	CITIBANK N.A. CUSTODY SERVICES			3,098,147	3.05
AMANSA HOLDINGS P	CITIBANK N.A. CUSTODY SERVICES			2,965,686	2.92
STICHTING DEPOSITAI	JPMORGAN CHASE BANK N.A. IND			2,305,194	2.27
ABU DHABI INVESTME	JPMORGAN CHASE BANK N.A. IND			2,207,116	2.17

Name of the FII	Address	Date of Incorporation	Country of Incorporation	Number of shares held	% of shares held
ASHOKA INDIA OPPOF	HSBC SECURITIES SERVICES, 11TH			1,806,246	1.78
AL MEHWAR COMMEF	HSBC SECURITIES SERVICES, 11TH			655,847	0.65
THE PRUDENTIAL ASS	HSBC SECURITIES SERVICES, 11TH			600,952	0.59
ASHOKA INDIA EQUIT	KOTAK MAHINDRA BANK LIMITED,			425,369	0.42
UBS (LUX) KEY SELECT	STANDARD CHARTERED BANK SEC			395,100	0.39
INDIA ACORN FUND L	CITIBANK N.A. CUSTODY SERVICES			340,416	0.34
CAISSE DE DEPOT ET F	HSBC SECURITIES SERVICES, 11TH			308,089	0.3
ABS DIRECT EQUITY FU	STANDARD CHARTERED BANK SEC			296,920	0.29
UBS FUND MANAGEM	STANDARD CHARTERED BANK SEC			293,900	0.29
NEUBERGER BERMAN	CITIBANK N.A. CUSTODY SERVICES			274,533	0.27
MONETARY AUTHORIT	CITIBANK N.A. CUSTODY SERVICES			226,772	0.22
HOSTPLUS POOLED SI	CITIBANK N.A. CUSTODY SERVICES			216,998	0.21
FLORIDA RETIREMENT	DEUTSCHE BANK AG, DB HOUSE H			212,300	0.21
LIONGLOBAL INVESTM	HSBC SECURITIES SERVICES, 11TH			200,000	0.2
BNP PARIBAS ARBITRA	BNP PARIBAS HOUSE1 NORTH AVE			185,368	0.18
MATTHEWS EMERGIN	HSBC SECURITIES SERVICES, 11TH			184,518	0.18
UBS (LUX) EQUITY SIC	STANDARD CHARTERED BANK SEC			177,600	0.17
ALBERTA INVESTMENT	HSBC SECURITIES SERVICES, 11TH			156,846	0.15
SEI INSTITUTIONAL IN	HSBC SECURITIES SERVICES, 11TH			156,040	0.15
SOCIETE GENERALE - C	SBI-SG GLOBAL SECURITIES SERVIC			139,499	0.14
FIDUCIAN INDIA FUN	CITIBANK N.A. CUSTODY SERVICES			122,068	0.12

VII. *NUMBER OF PROMOTERS, MEMBERS, DEBENTURE HOLDERS
(Details, Promoters, Members (other than promoters), Debenture holders)

Details	At the beginning of the year	At the end of the year
Promoters	3	7
Members (other than promoters)	143	75,604
Debenture holders	1	0

VIII. DETAILS OF DIRECTORS AND KEY MANAGERIAL PERSONNEL

(A) *Composition of Board of Directors

Category	Number of directors at the beginning of the year		Number of directors at the end of the year		Percentage of shares held by directors as at the end of year	
	Executive	Non-executive	Executive	Non-executive	Executive	Non-executive
A. Promoter	2	0	2	0	37.57	0
B. Non-Promoter	0	4	0	4	0	0
(i) Non-Independent	0	0	0	0	0	0
(ii) Independent	0	4	0	4	0	0
C. Nominee Directors representing	0	0	0	0	0	0
(i) Banks & FIs	0	0	0	0	0	0
(ii) Investing institutions	0	0	0	0	0	0
(iii) Government	0	0	0	0	0	0
(iv) Small share holders	0	0	0	0	0	0
(v) Others	0	0	0	0	0	0
Total	2	4	2	4	37.57	0

Number of Directors and Key managerial personnel (who is not director) as on the financial year end date

8

(B) (i) *Details of directors and Key managerial personnel as on the closure of financial year

Name	DIN/PAN	Designation	Number of equity share(s) held	Date of cessation (after closure of financial year : If any)
RAMESH KANCHARLA	00212270	Managing Director	31,494,654	

Name	DIN/PAN	Designation	Number of equity share(s) held	Date of cessation (after closure of financial year : If any)
CHIRLA PADMARAO D	01395841	Whole-time director	6,633,310	
ANIL DHAWAN	08191702	Director	0	
ALURI RAO SRINIVAS/	00147058	Director	0	
SUNDARI RAVIPRASA	01908852	Director	0	
SANTANU MUKHERJE	07716452	Director	0	
RAJAGOPALAN GOWD	AHJPG4452C	CFO	40,540	31/05/2023
ASHISH KAPIL	ASAPK4324R	Company Secretary	945	

(ii) Particulars of change in director(s) and Key managerial personnel during the year

0

Name	DIN/PAN	Designation at the beginning / during the financial year	Date of appointment/ change in designation/ cessation	Nature of change (Appointment/ Change in designation/ Cessation)

IX. MEETINGS OF MEMBERS/CLASS OF MEMBERS/BOARD/COMMITTEES OF THE BOARD OF DIRECTORS

A. MEMBERS/CLASS /REQUISITIONED/NCLT/COURT CONVENED MEETINGS

Number of meetings held

1

Type of meeting	Date of meeting	Total Number of Members entitled to attend meeting	Attendance	
			Number of members attended	% of total shareholding
Annual General Meeting	15/09/2022	101,008	76	48.25

B. BOARD MEETINGS

*Number of meetings held

9

S. No.	Date of meeting	Total Number of directors associated as on the date of meeting	Attendance	
			Number of directors attended	% of attendance
1	04/04/2022	6	6	100
2	09/04/2022	6	5	83.33
3	19/04/2022	6	6	100

S. No.	Date of meeting	Total Number of directors associated as on the date of meeting	Attendance	
			Number of directors attended	% of attendance
4	02/05/2022	6	6	100
5	27/05/2022	6	6	100
6	08/08/2022	6	6	100
7	03/11/2022	6	5	83.33
8	09/02/2023	6	6	100
9	18/03/2023	6	6	100

C. COMMITTEE MEETINGS

Number of meetings held

21

S. No.	Type of meeting	Date of meeting	Total Number of Members as on the date of the meeting	Attendance	
				Number of members attended	% of attendance
1	Audit Committee	09/04/2022	4	3	75
2	Audit Committee	27/05/2022	4	4	100
3	Audit Committee	08/08/2022	4	4	100
4	Audit Committee	03/11/2022	4	3	75
5	Audit Committee	08/02/2023	4	4	100
6	Nomination and Remuneration	27/05/2022	4	4	100
7	Nomination and Remuneration	08/08/2022	4	4	100
8	Nomination and Remuneration	08/02/2023	4	4	100
9	Nomination and Remuneration	18/03/2023	4	4	100
10	Corporate Social Responsibility	08/08/2022	5	4	80

D. *ATTENDANCE OF DIRECTORS

S. No.	Name of the director	Board Meetings			Committee Meetings			Whether attended AGM held on
		Number of Meetings which director was entitled to attend	Number of Meetings attended	% of attendance	Number of Meetings which director was entitled to attend	Number of Meetings attended	% of attendance	
								29/06/2023
								(Y/N/NA)

1	RAMESH KAN	9	9	100	12	12	100	Yes
2	CHIRLA PADM	9	9	100	7	5	71.43	Yes
3	ANIL DHAWA	9	9	100	11	11	100	Yes
4	ALURI RAO S	9	8	88.89	20	15	75	Yes
5	SUNDARI RA'	9	8	88.89	11	9	81.82	Yes
6	SANTANU ML	9	9	100	14	14	100	Yes

X. *REMUNERATION OF DIRECTORS AND KEY MANAGERIAL PERSONNEL

Nil

Number of Managing Director, Whole-time Directors and/or Manager whose remuneration details to be entered

2

S. No.	Name	Designation	Gross Salary	Commission	Stock Option/ Sweat equity	Others	Total Amount
1	RAMESH KANCHAN	MANAGING DIRECTOR	65,000,004	0	0	2,573,980	67,573,984
2	CHIRLA PADMARAO	WHOLE-TIME DIRECTOR	0	0	0	40,999,582	40,999,582
	Total		65,000,004	0	0	43,573,562	108,573,566

Number of CEO, CFO and Company secretary whose remuneration details to be entered

2

S. No.	Name	Designation	Gross Salary	Commission	Stock Option/ Sweat equity	Others	Total Amount
1	RAJAGOPALAN GOVINDARAJAN	CHIEF FINANCIAL OFFICER	10,271,368	0	0	0	10,271,368
2	ASHISH KAPIL	COMPANY SECRETARY	2,804,203	0	0	0	2,804,203
	Total		13,075,571	0	0	0	13,075,571

Number of other directors whose remuneration details to be entered

4

S. No.	Name	Designation	Gross Salary	Commission	Stock Option/ Sweat equity	Others	Total Amount
1	ANIL DHAWAN	INDEPENDENT	0	1,000,000	0	1,050,000	2,050,000
2	ALURI RAO SRINIVAS	INDEPENDENT	0	1,000,000	0	1,100,000	2,100,000
3	SUNDARI RAVIPRASA	INDEPENDENT	0	1,000,000	0	900,000	1,900,000
4	SANTANU MUKHERJEE	INDEPENDENT	0	1,000,000	0	1,200,000	2,200,000
	Total		0	4,000,000	0	4,250,000	8,250,000

XI. MATTERS RELATED TO CERTIFICATION OF COMPLIANCES AND DISCLOSURES

* A. Whether the company has made compliances and disclosures in respect of applicable provisions of the Companies Act, 2013 during the year Yes No

B. If No, give reasons/observations

XII. PENALTY AND PUNISHMENT - DETAILS THEREOF

(A) DETAILS OF PENALTIES / PUNISHMENT IMPOSED ON COMPANY/DIRECTORS /OFFICERS Nil

Name of the company/ directors/ officers	Name of the court/ concerned Authority	Date of Order	Name of the Act and section under which penalised / punished	Details of penalty/ punishment	Details of appeal (if any) including present status

(B) DETAILS OF COMPOUNDING OF OFFENCES Nil

Name of the company/ directors/ officers	Name of the court/ concerned Authority	Date of Order	Name of the Act and section under which offence committed	Particulars of offence	Amount of compounding (in Rupees)

XIII. Whether complete list of shareholders, debenture holders has been enclosed as an attachment

Yes No

(In case of 'No', submit the details separately through the method specified in instruction kit)

XIV. COMPLIANCE OF SUB-SECTION (2) OF SECTION 92, IN CASE OF LISTED COMPANIES

In case of a listed company or a company having paid up share capital of Ten Crore rupees or more or turnover of Fifty Crore rupees or more, details of company secretary in whole time practice certifying the annual return in Form MGT-8.

Name

K V S SUBRAMANYAM

Whether associate or fellow

Associate Fellow

Certificate of practice number

4815

I/We certify that:

(a) The return states the facts, as they stood on the date of the closure of the financial year aforesaid correctly and adequately.

(b) Unless otherwise expressly stated to the contrary elsewhere in this Return, the Company has complied with all the provisions of the Act during the financial year.

Declaration

I am Authorised by the Board of Directors of the company vide resolution no. ... dated

(DD/MM/YYYY) to sign this form and declare that all the requirements of the Companies Act, 2013 and the rules made thereunder in respect of the subject matter of this form and matters incidental thereto have been complied with. I further declare that:

1. Whatever is stated in this form and in the attachments thereto is true, correct and complete and no information material to the subject matter of this form has been suppressed or concealed and is as per the original records maintained by the company.
2. All the required attachments have been completely and legibly attached to this form.

Note: Attention is also drawn to the provisions of Section 447, section 448 and 449 of the Companies Act, 2013 which provide for punishment for fraud, punishment for false statement and punishment for false evidence respectively.

To be digitally signed by

Director

Digitally signed by
RAMESH
KANCHARLA
Date: 2023.08.22
17:21:36 +05'30'

DIN of the director

To be digitally signed by

Digitally signed by
ASHISH
KAPIL
Date: 2023.08.22
17:22:30 +05'30'

- Company Secretary
 Company secretary in practice

Membership number

Certificate of practice number

Attachments

1. List of share holders, debenture holders
2. Approval letter for extension of AGM;
3. Copy of MGT-8;
4. Optional Attachment(s), if any

Attach

Attach

Attach

Attach

List of attachments

Form MGT-8_2022-23.pdf
List of FII_March 31 2023.pdf
List of Remaining Committee Meetings.pdf
Shareholding Pattern as on March 31 2023

Remove attachment

Modify

Check Form

Prescrutiny

Submit

This eForm has been taken on file maintained by the Registrar of Companies through electronic mode and on the basis of statement of correctness given by the company

DETAILS OF FOREIGN INSTITUTIONAL INVESTORS' (FII'S) HOLDING SHARES OF THE COMPANY

S. NO	NAME OF THE FII	ADDRESS	NUMBER OF SHARES HELD	% OF SHARES HELD
1	GOVERNMENT OF SINGAPORE	CITIBANK N.A. CUSTODY SERVICES FIFC-9TH FLOOR, G BLOCK, PLOT C-54 AND C-55, BKC-400098.	30,98,147	3.05
2	AMANSA HOLDINGS PRIVATE LIMITED	CITIBANK N.A. CUSTODY SERVICES FIFC-9TH FLOOR, G BLOCK, PLOT C-54 AND C-55, BKC-400098.	29,65,686	2.92
3	STICHTING DEPOSITARY APG EMERGING MARKETS EQUITY POOL	JPMORGAN CHASE BANK N.A. INDIA, SUB CUSTODY, 6TH FLOOR, PARADIGM B-400064.	23,05,194	2.27
4	ABU DHABI INVESTMENT AUTHORITY - WAY	JPMORGAN CHASE BANK N.A. INDIA, SUB CUSTODY, 6TH FLOOR, PARADIGM B-400064.	22,07,116	2.17
5	ASHOKA INDIA OPPORTUNITIES FUND	HSBC SECURITIES SERVICES, 11TH FLOOR, BLDG 3, NESCO - IT PARK, NESCO COMPLEX, W.E. HIGHWAY-400063.	18,06,246	1.78
6	AL MEHWAR COMMERCIAL INVESTMENTS L.L.C. - (WHITING)	HSBC SECURITIES SERVICES, 11TH FLOOR, BLDG 3, NESCO IT PARK, NESCO COMPLEX W E HIGHWAY, GOREGAON EAST-400063.	6,55,847	0.65
7	THE PRUDENTIAL ASSURANCE COMPANY LIMITED	HSBC SECURITIES SERVICES, 11TH FLR, BLDG NO.3, NESCO - IT PARK, NESCO COMPLEX, W E HIGHWAY-400063.	6,00,952	0.59
8	ASHOKA INDIA EQUITY INVESTMENT TRUST PLC	KOTAK MAHINDRA BANK LIMITED, KOTAK INFINITI, BLDG N. 21, 2ND FLR, ZONE I CUSTODY SERVS INFINITY PARK-400097.	4,25,369	0.42
9	UBS (LUX) KEY SELECTION SICAV - ASIAN EQUITIES (USD)	STANDARD CHARTERED BANK SECURITIES SERVICES, 3RD FLOOR, 23-25 MAHATMA GANDHI ROAD-400001.	3,95,100	0.39
10	INDIA ACORN FUND LTD	CITIBANK N.A. CUSTODY SERVICES, FIFC- 9TH FLOOR, G BLOCK, PLOT C-54 AND C-55, BKC-400098.	3,40,416	0.34
11	CAISSE DE DEPOT ET PLACEMENT DU QUEBEC - WHITE OAKCAPITAL PARTNERS PTE LTD.	HSBC SECURITIES SERVICES, 11TH FLOOR, BLDG 3, NESCO IT PARK, NESCO COMPLEX, W E HIGHWAY, GOREGAON EAST-400063.	3,08,089	0.30
12	ABS DIRECT EQUITY FUND LLC - INDIA SERIES 1	STANDARD CHARTERED BANK SECURITIES SERVICES, 3RD FLOOR, 23-25 MAHATMA GANDHI ROAD-400001.	2,96,920	0.29
13	UBS FUND MANAGEMENT (SWITZERLAND) AG ON BEHALF OFUBS (CH) INSTITUTIONAL FUND - EQUITIES EMERGING MARKETS ASIA	STANDARD CHARTERED BANK SECURITIES SERVICES, 3RD FLOOR, 23-25 MAHATMA GANDHI ROAD-400001.	2,93,900	0.29
14	NEUBERGER BERMAN EMERGING MARKETS EQUITY MASTER FUND L.P.	CITIBANK N.A. CUSTODY SERVICES, FIFC- 9TH FLOOR, G BLOCK, PLOT C-54 AND C-55, BKC-400098.	2,74,533	0.27
15	MONETARY AUTHORITY OF SINGAPORE	CITIBANK N.A. CUSTODY SERVICES, FIFC- 9TH FLOOR, G BLOCK, PLOT C-54 AND C-55, BKC-400098.	2,26,772	0.22
16	HOSTPLUS POOLED SUPERANNUATION TRUST NEUBERGER AUSTRALIA PTY LIMITED	CITIBANK N.A. CUSTODY SERVICES, FIFC- 9TH FLOOR, G BLOCK, PLOT C-54 AND C-55, BKC-400098.	2,16,998	0.21
17	FLORIDA RETIREMENT SYSTEM - TIMESSQUARE CAPITAL MANAGEMENT, LLC	DEUTSCHE BANK AG, DB HOUSE HAZARIMAL SOMANI MARG, P.O.BOX NO. 1142, FORT MUMBAI-400001.	2,12,300	0.21
18	LIONGLOBAL INVESTMENT FUNDS - LIONGLOBAL INDIA FUND	HSBC SECURITIES SERVICES, 11TH FLOOR, BLDG 3, NESCO - IT PARK, NESCO COMPLEX, W.E. HIGHWAY-400063.	2,00,000	0.20
19	BNP PARIBAS ARBITRAGE - ODI	BNP PARIBAS HOUSE1 NORTH AVENUE, MAKER MAXITY, BANDRA KURLA COMPLEX, BANDRA EAST-400051.	1,85,368	0.18
20	MATTHEWS EMERGING MARKETS SMALL COMPANIES FUND	HSBC SECURITIES SERVICES, 11TH FLOOR, BLDG 3 NESCO IT PARK NESCO COMPLEX, W E HIGHWAY GOREGAON EAST-400063.	1,84,518	0.18
21	UBS (LUX) EQUITY SICAV - ASIAN SMALLER COMPANIES (USD)	STANDARD CHARTERED BANK SECURITIES SERVICES, 3RD FLOOR 23-25 MAHATMA GANDHI ROAD-400001.	1,77,600	0.17
22	ALBERTA INVESTMENT MANAGEMENT CORPORATION AS A TRUSTEE OF THE GOVERNMENT OF THE PROVINCE OF ALBERTAMANAGED BY NEUBERGER BERMAN	HSBC SECURITIES SERVICES, 11TH FLOOR, BLDG 3 NESCO IT PARK, NESCO COMPLEX, W E HIGHWAY GOREGAON EAST-400063.	1,56,846	0.15

23	SEI INSTITUTIONAL INTERNATIONAL TRUST - EMERGING MARKETS EQUITY FUND MANAGED BY NEUBERGER BERMAN INVESTMENT ADVISERS LLC	HSBC SECURITIES SERVICES, 11TH FLR, BLDG NO.3, NESCO - IT PARK, NESCO COMPLEX, W E HIGHWAY-400063.	1,56,040	0.15
24	SOCIETE GENERALE - ODI	SBI-SG GLOBAL SECURITIES SERVICES, PL JEEVAN SEVA EXTENSION BUILDING, GROUND FLOOR, S V ROAD-400054.	1,39,499	0.14
25	FIDUCIAN INDIA FUND	CITIBANK N.A. CUSTODY SERVICES FIFC- 9TH FLOOR, G BLOCK, PLOT C-54 AND C-55, BKC-400098.	1,22,068	0.12
26	VEMF - A, L.P.	HSBC SECURITIES SERVICES, 11TH FLR, BLDG NO.3, NESCO - IT PARK, NESCO COMPLEX, W E HIGHWAY-400063.	1,21,486	0.12
27	DRIEHAUS EMERGING MARKETS SMALL CAP GROWTH FUND, A SERIES OF DRIEHAUS MUTUAL FUNDS	CITIBANK N.A. CUSTODY SERVICES, FIFC- 9TH FLOOR, G BLOCK, PLOT C-54 AND C-55, BKC-400098.	1,11,279	0.11
28	NEUBERGER BERMAN INVESTMENT FUNDS PLC/NEUBERGER BERMAN EMERGING MARKETS EQUITY FUND	CITIBANK N.A. CUSTODY SERVICES, FIFC- 9TH FLOOR, G BLOCK, PLOT C-54 AND C-55, BKC-400098.	1,10,015	0.11
29	MATTHEWS ASIA FUNDS ASIA SMALL COMPANIES FUND	HSBC SECURITIES SERVICES, 11TH FLOOR, BLDG 3 NESCO IT PARK, NESCO COMPLEX, W E HIGHWAY, GOREGAON EAST-400063.	1,06,565	0.10
30	EMERGING MARKETS SMALL CAPITALIZATION EQUITY INDEXNON-LENDABLE FUND	JPMORGAN CHASE BANK N.A. INDIA SUB CUSTODY 6TH FLOOR, PARADIGM B-400064.	1,00,939	0.10
31	QUADRATURE CAPITAL VECTOR SP LIMITED	JPMORGAN CHASE BANK N.A., INDIA SUB CUSTODY, 6TH FLOOR, PARADIGM B, MINDSPACE, MALAD W-400064.	94,700	0.09
32	THE SAUDI SECOND INVESTMENT COMPANY	JPMORGAN CHASE BANK, N.A. INDIA SUB CUSTODY, 6TH FLOOR, PARADIGM B, MINDSPACE, MALAD W-400064.	78,576	0.08
33	ACADIAN EMERGING MARKETS SMALL CAP EQUITY FUND LLC	DEUTSCHE BANK AG, DB HOUSE HAZARIMAL SOMANI MARG, P.O.BOX NO. 1142, FORT MUMBAI-400001.	77,760	0.08
34	MERCER QIF FUND PLC-MERCER INVESTMENT FUND 1	CITIBANK N.A. CUSTODY SERVICES FIFC- 9TH FLOOR, G BLOCK, PLOT C-54 AND C-55, BKC-400098.	75,000	0.07
35	STATE STREET GLOBAL SMALL CAP EQUITY EX-U.S. INDEXNON-LENDING SERIES FUND	HSBC SECURITIES SERVICES, 11TH FLOOR, BLDG 3 NESCO IT PARK, NESCO COMPLEX W E HIGHWAY GOREGAON EAST-400063.	72,485	0.07
36	INDIA ACORN ICAV ASHOKA INDIA ESG FUND	HSBC SECURITIES SERVICES, 11TH FLOOR, BLDG 3, NESCO-IT PARK, NESCO COMPLEX, W.E. HIGHWAY-400063.	71,522	0.07
37	EMERGING MARKETS SMALL CAPITALIZATION EQUITY INDEXFUND	JPMORGAN CHASE BANK N.A. INDIA SUB CUSTODY, 6TH FLOOR, PARADIGM B-400064.	61,725	0.06
38	NEUBERGER BERMAN EMERGING MARKETS EQUITY TRUST	HSBC SECURITIES SERVICES, 11TH FLOOR, BLDG 3 NESCO IT PARK, NESCO COMPLEX W E HIGHWAY GOREGAON EAST-400063.	61,640	0.06
39	UBS FUND MANAGEMENT (SWITZERLAND) AG ON BEHALF OF UBS (CH) EQUITY FUND - EMERGING ASIA (USD)	STANDARD CHARTERED BANK SECURITIES SERVICES, 3RD FLOOR, 23-25 MAHATMA GANDHI ROAD-400001.	59,100	0.06
40	ISHARES CORE MSCI EM IMI UCITS ETF	CITIBANK N.A. CUSTODY SERVICES FIFC- 9TH FLOOR, G BLOCK, PLOT C-54 AND C-55, BKC-400098.	54,132	0.05
41	SEI GLOBAL MASTER FUND PLC - THE SEI EMERGING MARKETS EQUITY FUND	CITIBANK N.A. CUSTODY SERVICES FIFC- 9TH FLOOR, G BLOCK, PLOT C-54 AND C-55, BKC-400098.	53,113	0.05
42	ABS DIRECT EQUITY FUND LLC - GLOBAL SERIES 1	STANDARD CHARTERED BANK SECURITIES SERVICES, 3RD FLOOR, 23-25 MAHATMA GANDHI ROAD-400001.	51,865	0.05
43	JANA EMERGING MARKETS SHARE TRUST	CITIBANK N.A. CUSTODY SERVICES FIFC- 9TH FLOOR, G BLOCK, PLOT C-54 AND C-55, BKC-400098.	47,239	0.05
44	DENDANA INVESTMENTS (MAURITIUS) LIMITED	CITIBANK N.A. CUSTODY SERVICES FIFC- 9TH FLOOR, G BLOCK, PLOT C-54 AND C-55, BKC-400098.	45,500	0.04
45	EMERGING MARKETS SMALL CAP DISCOVERY MASTER FUND (CAYMAN) L.P.	DEUTSCHE BANK AG, DB HOUSE, HAZARIMAL SOMANI MARG, P.O.BOX NO. 1142, FORT MUMBAI-400001.	44,493	0.04
46	MERCURY SERIES UNION MID AND SMALL CAP FUND	HSBC SECURITIES SERVICES, 11TH FLOOR, BLDG 3 NESCO IT PARK NESCO COMPLEX W E HIGHWAY GOREGAON EAST-400063.	41,561	0.04
47	THE UNIVERSITY OF TEXAS SYSTEM-ACADIAN ASSET MANAGEMENT	DEUTSCHE BANK AG, DB HOUSE HAZARIMAL SOMANI MARG, P.O.BOX NO. 1142, FORT MUMBAI-400001.	36,711	0.04

48	ISHARES MSCI INDIA SMALL-CAP ETF	CITIBANK N.A. CUSTODY SERVICES, FIFC- 9TH FLOOR, G BLOCK, PLOT C-54 AND C-55, BKC-400098.	36,265	0.04
49	THE UNITE PENSION SCHEME	CITIBANK N.A. CUSTODY SERVICES FIFC- 9TH FLOOR, G BLOCK, PLOT C-54 AND C-55, BKC-400098.	32,988	0.03
50	COLLEGE RETIREMENT EQUITIES FUND - STOCK ACCOUNT	DEUTSCHE BANK AGDB HOUSE, HAZARIMAL SOMANI MARG, POST BOX NO. 1142, FORT-400001.	31,138	0.03
51	NEW YORK STATE COMMON RETIREMENT FUND	JPMORGAN CHASE BANK N.A. INDIA SUB CUSTODY 6TH FLOOR, PARADIGM B-400064.	30,207	0.03
52	NORTHERN TRUST COLLECTIVE EMERGING MARKETS SMALL CAP INDEX FUND- NON LENDING	CITIBANK N.A. CUSTODY SERVICES FIFC- 9TH FLOOR, G BLOCK PLOT C-54 AND C-55, BKC-400098.	29,981	0.03
53	ARISAING NEXT GENERATION MASTER FUND ICAV	HSBC SECURITIES SERVICES, 11TH FLOOR, BLDG 3, NESCO - IT PARK, NESCO COMPLEX, W.E. HIGHWAY-400063.	27,911	0.03
54	VARANIUM INDIA OPPORTUNITY LTD	SBI SG GLOBAL SECURITIES SERVICE P L JEEVAN SEVA ANNEXE BUILDING, A WINGGR FLOOR, S.V. ROAD, SANTACRUZ W-400054.	27,518	0.03
55	COMMONWEALTH OF PENNSYLVANIA PUBLIC SCHOOL EMPLOYEES RETIREMENT SYSTEM/GE328-ACADIAN ASSETMANAGEMENTINC.	DEUTSCHE BANK AGDB HOUSE, HAZARIMAL SOMANI MARG POST BOX NO. 1142, FORT-400001.	27,503	0.03
56	INDIA ACORN ICAV - ASHOKA WHITEOAK EMERGING MARKETS EQUITY FUND	HSBC SECURITIES SERVICES, 11TH FLOOR, BLDG 3, NESCO - IT PARK, NESCO COMPLEX, W.E. HIGHWAY-400063.	27,401	0.03
57	EMERGING MARKETS EQUITY FUND - NEUBERGER BERMAN LLC	DEUTSCHE BANK AG, DB HOUSE HAZARIMAL SOMANI MARG, P.O.BOX NO. 1142, FORT MUMBAI-400001.	23,544	0.02
58	SPDR S&P EMERGING MARKETS SMALL CAP ETF	HSBC SECURITIES SERVICES, 11TH FLOOR, BLDG 3 NESCO, IT PARK NESCO COMPLEX, W E HIGHWAY GOREGAON EAST-400063.	20,707	0.02
59	CITY OF NEW YORK GROUP TRUST	HSBC SECURITIES SERVICES, 11TH FLOOR, BLDG 3 NESCO IT PARK, NESCO COMPLEX W E HIGHWAY GOREGAON EAST-400063.	18,232	0.02
60	MV SCIF MAURITIUS	DEUTSCHE BANK AG, DB HOUSE HAZARIMAL SOMANI MARG, P.O.BOX NO. 1142, FORT MUMBAI-400001.	15,678	0.02
61	ASSETPLUS SUPER ASIA RICH TOGETHER MASTER INVESTMENT TRUST (EQUITY)	CITIBANK N.A. CUSTODY SERVICES FIFC- 9TH FLOOR, G BLOCK PLOT C-54 AND C-55, BKC-400098.	15,522	0.02
62	ACADIAN SUSTAINABLE EMERGING MARKETS EQUITY EX-FOSSIL FUEL FUND, LLC	DEUTSCHE BANK AG, DB HOUSE HAZARIMAL SOMANI MARG, P.O.BOX NO. 1142, FORT MUMBAI-400001.	14,680	0.01
63	ACADIAN EMERGING MARKETS ALPHA PLUS FUND TRUST	DEUTSCHE BANK AG, DB HOUSE HAZARIMAL SOMANI MARG, P.O.BOX NO. 1142, FORT MUMBAI-400001.	11,972	0.01
64	ACADIAN EMERGING MARKETS EQUITY II FUND LLC	DEUTSCHE BANK AG, DB HOUSE HAZARIMAL SOMANI MARG, P.O.BOX NO. 1142, FORT MUMBAI-400001.	11,782	0.01
65	RUSSELL INVESTMENT COMPANY PLC - ACADIAN EMERGINGMARKETS EQUITY UCITS II	DEUTSCHE BANK AG, DB HOUSE HAZARIMAL SOMANI MARG, P.O.BOX NO. 1142, FORT MUMBAI-400001.	11,518	0.01
66	STATE STREET MSCI EMERGING MARKETS SMALL CAP INDEXNON-LENDING COMMON TRUST FUND	HSBC SECURITIES SERVICES, 11TH FLOOR, BLDG 3 NESCO IT PARK NESCO COMPLEX W E HIGHWAY GOREGAON EAST-400063.	11,082	0.01
67	STATE STREET MSCI EMERGING MARKETS SMALL CAP INDEXSECURITIES LENDING FUND	HSBC SECURITIES SERVICES, 11TH FLOOR, BLDG 3 NESCO IT PARK NESCO COMPLEX W E HIGHWAY GOREGAON EAST-400063.	11,045	0.01
68	NEUBERGER BERMAN STRATEGIC INDIA EQUITY MASTER FUND L.P.	CITIBANK N.A. CUSTODY SERVICES FIFC- 9TH FLOOR, G BLOCK, PLOT C-54 AND C-55, BKC-400098.	10,744	0.01
69	ACADIAN EMERGING MARKETS EQUITY FUND	DEUTSCHE BANK AGDB HOUSE, HAZARIMAL SOMANI MARG, POST BOX NO. 1142, FORT-400001.	9,527	0.01
70	ISHARES MSCI EM SMALL CAP UCITS ETF	CITIBANK N.A. CUSTODY SERVICES FIFC- 9TH FLOOR, G BLOCK, PLOT C-54 AND C-55, BKC-400098.	8,910	0.01
71	MACKENZIE EMERGING MARKETS SMALL CAP MASTER FUND (CAYMAN) LP	CITIBANK N.A. CUSTODY SERVICES, FIFC- 9TH FLOOR, G BLOCK, PLOT C-54 AND C-55, BKC-400098.	8,442	0.01
72	NEUBERGER BERMAN BD LLC	HSBC SECURITIES SERVICES, 11TH FLOOR, BLDG 3 NESCO IT PARK NESCO COMPLEX W E HIGHWAY GOREGAON EAST-400063.	8,346	0.01

73	ELEVATION CAPITAL SERIES 1 LP	C/O AXIS BANK LTD CUSTODIAL SERVICES, GIGAPLEX BUILDING NO 14 TH FLOOR, PLOT NO I T 5 MIDC AIROLI KNOWLEDGE-400708.	8,043	0.01
74	MACKENZIE EMERGING MARKETS SMALL CAP FUND	DEUTSCHE BANK AG, DB HOUSE HAZARIMAL SOMANI MARG, P.O.BOX NO. 1142, FORT MUMBAI-400001.	7,624	0.01
75	WELLINGTON TRUST COMPANY, NATIONAL ASSOCIATION MULTIPLE COLLECTIVE INVESTMENT FUNDS TRUST II, STRATEGIC PARTNERSHIP W PORTFOLIO	DEUTSCHE BANK AG, DB HOUSE HAZARIMAL SOMANI MARG, P.O.BOX NO. 1142, FORT MUMBAI-400001.	7,282	0.01
76	PUBLIC EMPLOYEES RETIREMENT SYSTEM OF OHIO	HSBC SECURITIES SERVICES, 11TH FLOOR, BLDG 3, NESCO - IT PARK, NESCO COMPLEX, W.E. HIGHWAY-400063	7,065	0.01
77	ISHARES MSCI EMERGING MARKETS SMALL-CAP ETF	CITIBANK N.A. CUSTODY SERVICES, FIFC- 9TH FLOOR, G BLOCK, PLOT C-54 AND C-55, BKC-400098.	6,600	0.01
78	AMG TIMESSQUARE EMERGING MARKETS SMALL CAP FUND	DEUTSCHE BANK AG, DB HOUSE HAZARIMAL SOMANI MARG, P.O.BOX NO. 1142, FORT MUMBAI-400001.	5,900	0.01
79	THE REGENTS OF THE UNIVERSITY OF CALIFORNIA - STATE STREET GLOBAL ADVISORS	DEUTSCHE BANK AG, DB HOUSE HAZARIMAL SOMANI MARG, P.O.BOX NO. 1142, FORT MUMBAI-400001.	5,596	0.01
80	EMERGING MARKETS SMALL CAPITALIZATION EQUITY INDEXFUND B	JPMORGAN CHASE BANK N.A.INDIA SUB CUSTODY 6TH FLOOR, PARADIGM B-400064.	5,008	0.00
81	NATIONAL RAILROAD RETIREMENT INVESTMENT TRUST	CITIBANK N.A. CUSTODY SERVICES, FIFC- 9TH FLOOR, G BLOCK, PLOT C-54 AND C-55, BKC-400098.	4,904	0.00
82	SSGA SPDR ETFS EUROPE I PUBLIC LIMITED COMPANY - SPDR MSCI EMERGING MARKETS SMALL CAP UCITS ETF	DEUTSCHE BANK AG, DB HOUSEHAZARIMAL SOMANI MARG,P.O.BOX NO. 1142, FORT MUMBAI-400001.	4,610	0.00
83	FUNDPARTNER SOLUTIONS (SUISSE) S.A.-RP - FONDS INSTITUTIONNEL - ACTIONS MARCHES EMERGENTS	HSBC SECURITIES SERVICES, 11TH FLOOR, BLDG 3 NESCO IT PARK, NESCO COMPLEX W E HIGHWAY GOREGAON EAST-400063.	4,521	0.00
84	KIFTAR IN LLC	SBI-SG GLOBAL SECURITIES SERVICES, PL JEEVAN SEVA EXTENSION BUILDING, GROUND FLOOR, S V ROAD-400054.	4,147	0.00
85	UBS (LUX) KEY SELECTION SICAV - ASIA ALLOCATION OPPORTUNITY (USD)	STANDARD CHARTERED BANK SECURITIES SERVICES, 3RD FLOOR, 23-25 MAHATMA GANDHI ROAD-400001.	3,707	0.00
86	RUSSELL INVESTMENT COMPANY PLC - ACADIAN EMERGINGMARKETS MANAGED VOLATILITY EQUITY UCITS - ACADIANASSET MANAGEMENT	DEUTSCHE BANK AG, DB HOUSE HAZARIMAL SOMANI MARG, P.O.BOX NO. 1142, FORT MUMBAI-400001.	3,395	0.00
87	UBS INVESTMENT FUNDS ICVC - UBS ASIAN SMALLER COMPANIES FUND	JPMORGAN CHASE BANK, N.A. INDIA, SUB CATEGORY, 6TH FLOOR, PARADIGM B-400064.	3,034	0.00
88	UBS (HK) FUND SERIES - ASIA ALLOCATION OPPORTUNITY(USD)	HSBC SECURITIES SERVICES, 11TH FLR, BLDG NO.3, NESCO - IT PARK, NESCO COMPLEX, W E HIGHWAY-400063.	2,962	0.00
89	ISHARES CORE MSCI EMERGING MARKETS IMI INDEX ETF	CITIBANK N.A. CUSTODY SERVICES, FIFC- 9TH FLOOR, G BLOCK, PLOT C-54 AND C-55, BKC-400098.	2,756	0.00
90	TCW EM EQUITY HEALTHCARE, L.P.	HSBC SECURITIES SERVICES, 11TH FLR, BLDG NO.3, NESCO - IT PARK NESCO COMPLEX, W E HIGHWAY-400063.	2,500	0.00
91	WILSHIRE INTERNATIONAL EQUITY FUND	DEUTSCHE BANK AG, DB HOUSE, HAZARIMAL SOMANI MARG, P.O.BOX NO. 1142, FORT MUMBAI-400001.	2,395	0.00
92	NORTHERN TRUST COMMON ALL COUNTRY WORLD EX-US INVESTABLE MARKET INDEX FUND-NON LENDING	CITIBANK N.A. CUSTODY SERVICES, FIFC- 9TH FLOOR, G BLOCK, PLOT C-54 AND C-55, BKC-400098.	2,269	0.00
93	NEUBERGER BERMAN EMERGING MARKETS EQUITY TRUST	JPMORGAN CHASE BANK N.A.INDIA, SUB CUSTODY, 6TH FLOOR, PARADIGM B-400064.	2,243	0.00
94	NORTHERN TRUST COLLECTIVE EMERGING MARKETS EX CHINA INVESTABLE MARKET INDEX FUND - NON-LENDING	CITIBANK N.A. CUSTODY SERVICES, FIFC- 9TH FLOOR, G BLOCK, PLOT C-54 AND C-55, BKC-400098.	1,637	0.00
95	LAZARD/WILMINGTON COLLECTIVE TRUST	CITIBANK N.A. CUSTODY SERVICES, FIFC- 9TH FLOOR, G BLOCK, PLOT C-54 AND C-55, BKC-400098.	1,455	0.00
96	DOVETAIL INDIA FUND CLASS 5 SHARES	DBS BANK INDIA LTD, FIRST FLOOR, EXPRESS TOWERS-400021.	1,375	0.00
97	FLEXSHARES MORNINGSTAR EMERGING MARKETS FACTOR TILT INDEX FUND	JPMORGAN CHASE BANK N.A. INDIA SUB CUSTODY, 6TH FLOOR, PARADIGM B-400064.	1,030	0.00

98	CITRINE FUND LIMITED	DEUTSCHE BANK AG, DB HOUSE HAZARIMAL SOMANI MARG, P.O.BOX NO. 1142, FORT MUMBAI-400001.	302	0.00
99	BOFA SECURITIES EUROPE SA	CITIBANK N.A. CUSTODY SERVICES, FIFC- 9TH FLOOR, G BLOCK, PLOT C-54 AND C-55, BKC-400098.	167	0.00
100	LAZARD ASSET MANAGEMENT LLC, PROPRIETARY ACCOUNT	CITIBANK N.A. CUSTODY SERVICES, FIFC- 9TH FLOOR, G BLOCK, PLOT C-54 AND C-55, BKC-400098.	140	0.00


DETAILS OF COMMITTEE MEETINGS HELD DURING THE YEAR

Item No. IX C - Committee Meetings (In Continuation to Form MGT-7)					
S. No	Type of Meeting	Date of Meeting	Total Number of Members as on the date of the Meeting	Attendance	
				Number of Members attended	% of Attendance
1	Risk Management Committee	27/05/2022	5	5	100
2	Risk Management Committee	03/11/2022	5	5	100
3	Risk Management Committee	08/02/2023	5	5	100
4	Risk Management Committee	18/03/2023	5	5	100
5	Stakeholders Relationship Committee	03/11/2022	4	3	75
6	IPO Committee	16/04/2022	3	2	66.67
7	IPO Committee	18/04/2022	3	2	66.67
8	IPO Committee	21/04/2022	3	2	66.67
9	IPO Committee	26/04/2022	3	3	100
10	IPO Committee	05/05/2022	3	2	66.67
11	IPO Committee	06/05/2022	3	2	66.67

Shareholding Pattern under Regulation 31 of SEBI (Listing Obligations and Disclosure Requirements) Regulations, 2015

1.	Name of Listed Entity: RAINBOW CHILDREN'S MEDICARE LIMITED
2.	Scrip Code/Name of Scrip/Class of Security: 543524/RAINBOW/EQUITY SHARES
3.	Share Holding Pattern Filed under: Reg. 31(1)(b)
	a. if under 31(1)(b) then indicate the report for quarter ending: March 31, 2023
	b. if under 31(1)(c) then indicate date of allotment/extinguishment: NA
4.	Declaration : The Listed entity is required to submit the following declaration to the extent of submission of information:

S.No.	Particulars	YES*	NO*
1.	Whether the Listed Entity has issued any partly paid up shares		NO
2.	Whether the Listed Entity has issued any Convertible Securities or Warrants?		NO
3.	Whether the Listed Entity has any shares against which depository receipts are issued?		NO
4.	Whether the Listed Entity has any shares in locked-in?	YES	
5.	Whether any shares held by promoters are pledge or otherwise encumbered?		NO



Rainbow Children's Medicare Limited

Table I - Summary Statement holding of specified securities


Category	Category of Shareholder	No of Shareholders	No of fully paid up equity shares held	No of Partly paid-up equity shares held	No of Shares Underlying Depository Receipts	Total No of Shares Held (VII) = (IV)+(V)+(VI)	Shareholding as a % of total no of shares (As a % of (A+B+C2))	Number of Voting Rights held in each class of securities			No of Shares Underlying Outstanding convertible securities (Including Warrants)	Shareholding as a % assuming full conversion of convertible Securities (as a percentage of diluted share capital)	Number of Locked in Shares		Number of Shares pledged or otherwise encumbered		Number of equity shares held in dematerialized form	
								No of Voting Rights					Total as a % of (A+B+C)	No.	As a % of total Shares held	No.		As a % of total Shares held
								Class X	Class Y	Total								
(I)	(II)	(III)	(IV)	(V)	(VI)	(VII)	(VIII)	(IX)			(X)	(XI)	(XII)		(XIII)	(XIV)		
(A)	Promoter & Promoter Group	7	50577596	0	0	50577596	49.83	50577596	0	50577596	49.83	0	49.83	44238396	87.47	0	0.00	50577596
(B)	Public	75604	50924091	0	0	50924091	50.17	50924091	0	50924091	50.17	0	50.17	0	0.00	0	0.00	50924091
(C)	Non Promoter-Non Public																	
(C1)	Shares underlying DRs	0	0	0	0	0	0	0	0	0	0.00	0	0	0	0.00	0	0.00	0
(C2)	Shares held by Employees Trusts	0	0	0	0	0	0.00	0	0	0	0.00	0	0.00	0	0.00	0	0.00	0
Total:		75611	101501687	0	0	101501687	100.00	101501687	0	101501687	100.00	0	100.00	44238396	43.58	0	0.00	101501687



Rainbow Children's Medicare Limited

Table II - Statement showing shareholding pattern of the Promoter and Promoter Group

S.No	Category & Name of the Shareholder	Entity type	No of Shareholders	No of fully paid up equity shares held	No of Partly paid-up equity shares held	No of Shares Underlying Depository Receipts	Total No of Shares Held (IV+V+VI)	Shareholding as a % of total no of shares (calculated as per SCRR, 1957 (VIII) As a % of (A+B+C2)	Number of Voting Rights held in each class of securities			No of Shares Underlying Outstanding convertible securities (Including Warrants)	Shareholding as a % assuming full conversion of convertible Securities (as a percentage of diluted share capital) (VII)+(X) As a % of (A+B+C2)	Number of Locked in Shares		Number of Shares pledged or otherwise encumbered		Number of equity shares held in dematerialized form	
									No of Voting Rights					Total as a % of (A+B+C)	No.	As a % of total Shares held	No.		As a % of total Shares held
									Class X	Class Y	Total								
(I)	(II)	(III)	(IV)	(V)	(VI)	(VII)	(VIII)	(IX)			(X)	(XI)	(XII)		(XIII)		(XIV)		
(1)	Indian																		
(a)	Individuals/Hindu undivided Family		5	44358396	0	0	44358396	43.70	44358396	0	44358396	43.70	0	43.70	44238396	99.73	0	0.00	44358396
	RAMESH KANCHARLA	Promoter	1	31494654	0	0	31494654	31.03	31494654	0	31494654	31.03	0	31.03	31494654	100.00	0	0.00	31494654
	CHIRLA DINESH KUMAR PADMARAO	Promoter	1	6633310	0	0	6633310	6.54	6633310	0	6633310	6.54	0	6.54	6633310	100.00	0	0.00	6633310
	ADARSH KANCHARLA	Promoter	1	6110432	0	0	6110432	6.02	6110432	0	6110432	6.02	0	6.02	6110432	100.00	0	0.00	6110432
	SRINIVAS TALASILA	Promoter Group	1	60000	0	0	60000	0.06	60000	0	60000	0.06	0	0.06	0	0.00	0	0.00	60000
	RAMADHARA NAIDU K	Promoter Group	1	60000	0	0	60000	0.06	60000	0	60000	0.06	0	0.06	0	0.00	0	0.00	60000
(b)	Central Government/State Government(s)		0	0	0	0	0	0.00	0	0	0	0.00	0	0.00	0	0.00	0	0.00	0
(c)	Financial Institutions/Banks		0	0	0	0	0	0.00	0	0	0	0.00	0	0.00	0	0.00	0	0.00	0
(d)	Any Other		2	6219200	0	0	6219200	6.13	6219200	0	6219200	6.13	0	6.13	0	0.00	0	0.00	6219200
	RAMESH KANCHARLA (KANCHARLA FAMILY TRUST)	Promoter Group	1	5179200	0	0	5179200	5.10	5179200	0	5179200	5.10	0	5.10	0	0.00	0	0.00	5179200
	CHIRLA DINESHKUMAR PADMA RAO (SAI GEETA DINESH TRUST)	Promoter Group	1	1040000	0	0	1040000	1.02	1040000	0	1040000	1.02	0	1.02	0	0.00	0	0.00	1040000
	Sub-Total (A)(1)		7	50577596	0	0	50577596	49.83	50577596	0	50577596	49.83	0	49.83	44238396	87.47	0	0.00	50577596
(2)	Foreign																		
(a)	Individuals (Non-Resident Individuals/Foreign Individuals)		0	0	0	0	0	0.00	0	0	0	0.00	0	0.00	0	0.00	0	0.00	0
(b)	Government		0	0	0	0	0	0.00	0	0	0	0.00	0	0.00	0	0.00	0	0.00	0
(c)	Institutions		0	0	0	0	0	0.00	0	0	0	0.00	0	0.00	0	0.00	0	0.00	0
(d)	Foreign Portfolio Investor		0	0	0	0	0	0.00	0	0	0	0.00	0	0.00	0	0.00	0	0.00	0
(e)	Any Other		0	0	0	0	0	0.00	0	0	0	0.00	0	0.00	0	0.00	0	0.00	0
	Sub-Total (A)(2)		0	0	0	0	0	0.00	0	0	0	0.00	0	0.00	0	0.00	0	0.00	0
	Total Shareholding of Promoter and Promoter Group (A)=(A)(1)+(A)(2)		7	50577596	0	0	50577596	49.83	50577596	0	50577596	49.83	0	49.83	44238396	87.47	0	0.00	50577596



Handwritten signature in blue ink.

	STICHTING DEPOSITARY APG EMERGING MARKETS EQUITY P	1	2305194	0	0	2305194	2.27	2305194	0	2305194	2.27	0	2.27	0	0.00	NA	NA	2305194	0	0	0
(e)	Foreign Portfolio Investors Category II	9	529321	0	0	529321	0.52	529321	0	529321	0.52	0	0.52	0	0.00	NA	NA	529321	0	0	0
(f)	Overseas Depositories (holding DRs) (balancing figure)	0	0	0	0	0	0.00	0	0	0	0.00	0	0.00	0	0.00	NA	NA	0	0	0	0
(g)	Any Other	0	0	0	0	0	0.00	0	0	0	0.00	0	0.00	0	0.00	NA	NA	0	0	0	0
	Sub Total (B)(2)	100	20114240	0	0	20114240	19.82	20114240	0	20114240	19.82	0	19.82	0	0.00	NA	NA	20114240	0	0	0
(3)	Central Government/State Government(s)/President of India																				
(a)	Central Government / President of India	0	0	0	0	0	0.00	0	0	0	0.00	0	0.00	0	0.00	NA	NA	0	0	0	0
(b)	State Government / Governor	0	0	0	0	0	0.00	0	0	0	0.00	0	0.00	0	0.00	NA	NA	0	0	0	0
(c)	Shareholding by Companies or Bodies Corporate where Central / State Government is a promoter	0	0	0	0	0	0.00	0	0	0	0.00	0	0.00	0	0.00	NA	NA	0	0	0	0
	Sub Total (B)(3)	0	0	0	0	0	0.00	0	0	0	0.00	0	0.00	0	0.00	NA	NA	0	0	0	0
(4)	Non-Institutions																				
(a)	Associate companies / Subsidiaries	0	0	0	0	0	0.00	0	0	0	0.00	0	0.00	0	0.00	NA	NA	0	0	0	0
(b)	Directors and their relatives (excluding independent directors and nominee directors)	0	0	0	0	0	0.00	0	0	0	0.00	0	0.00	0	0.00	NA	NA	0	0	0	0
(c)	Key Managerial Personnel	2	41485	0	0	41485	0.04	41485	0	41485	0.04	0	0.04	0	0.00	NA	NA	41485	0	0	0
(d)	Relatives of promoters (other than 'immediate relatives' of promoters disclosed under 'Promoter and Promoter Group' category)	0	0	0	0	0	0.00	0	0	0	0.00	0	0.00	0	0.00	NA	NA	0	0	0	0
(e)	Trusts where any person belonging to 'Promoter and Promoter Group' category is 'trustee', 'beneficiary', or 'author of the trust'	0	0	0	0	0	0.00	0	0	0	0.00	0	0.00	0	0.00	NA	NA	0	0	0	0
(f)	Investor Education and Protection Fund (IEPF)	0	0	0	0	0	0.00	0	0	0	0.00	0	0.00	0	0.00	NA	NA	0	0	0	0
(g)	Resident Individuals holding nominal share capital up to Rs. 2 lakhs	71292	6372417	0	0	6372417	6.28	6372417	0	6372417	6.28	0	6.28	0	0.00	NA	NA	6372417	0	0	0
(h)	Resident Individuals holding nominal share capital in excess of Rs. 2 lakhs	43	7113766	0	0	7113766	7.01	7113766	0	7113766	7.01	0	7.01	0	0.00	NA	NA	7113766	0	0	0
	PREETHAM KUMAR PODDUTOOR	1	1185272	0	0	1185272	1.17	1185272	0	1185272	1.17	0	1.17	0	0.00	NA	NA	1185272	0	0	0
(i)	Non Resident Indians (NRIs)	1608	566845	0	0	566845	0.56	566845	0	566845	0.56	0	0.56	0	0.00	NA	NA	566845	0	0	0
(j)	Foreign Nationals	0	0	0	0	0	0.00	0	0	0	0.00	0	0.00	0	0.00	NA	NA	0	0	0	0
(k)	Foreign Companies	0	0	0	0	0	0.00	0	0	0	0.00	0	0.00	0	0.00	NA	NA	0	0	0	0
(l)	Bodies Corporate	647	945040	0	0	945040	0.93	945040	0	945040	0.93	0	0.93	0	0.00	NA	NA	945040	0	0	0
(m)	Any Other	1877	158816	0	0	158816	0.16	158816	0	158816	0.16	0	0.16	0	0	NA	NA	158816	0	0	0
	CLEARING MEMBERS	14	6834	0	0	6834	0.01	6834	0	6834	0.01	0	0.01	0	0.00	NA	NA	6834	0	0	0
	H U F	1858	147347	0	0	147347	0.15	147347	0	147347	0.15	0	0.15	0	0.00	NA	NA	147347	0	0	0
	TRUSTS	5	4635	0	0	4635	0.00	4635	0	4635	0.00	0	0.00	0	0.00	NA	NA	4635	0	0	0
	Sub Total (B)(4)	75469	15198369	0	0	15198369	14.97	15198369	0	15198369	14.97	0	14.97	0	0.00	NA	NA	15198369	0	0	0
	Total Public Shareholding (B) = (B)(1)+(B)(2)+(B)(3)+(B)(4)	75604	50924091	0	0	50924091	50.17	50924091	0	50924091	50.17	0	50.17	0	0.00	NA	NA	50924091	0	0	0



Rainbow Children's Medicare Limited		
Table VI - Statement showing foreign ownership limits		
	Board approved limits(%)	Limits utilized(%)
As on shareholding date	100	20.24
As on the end of previous 1st quarter	100	21.23
As on the end of previous 2nd quarter	100	25.65
As on the end of previous 3rd quarter	100	23.04
As on the end of previous 4th quarter	100	36.19



Form No. MGT-8

[Pursuant to section 92(2) of the Companies Act, 2013 and rule 11(2) of Companies (Management and Administration) Rules, 2014]

CERTIFICATE BY A COMPANY SECRETARY IN PRACTICE

We have examined the registers, records and books and papers of **RAINBOW CHILDREN'S MEDICARE LIMITED** ("the **Company**") as required to be maintained under the Companies Act, 2013 ("the **Act**") and the rules made thereunder for the financial year ended on March 31, 2023. In our opinion and to the best of our information and according to the examinations carried out by us and explanations furnished to us by the Company, its officers and agents, we certify that:

- A.** the Annual Return states the facts as at the close of the aforesaid financial year correctly and adequately.
- B.** during the aforesaid financial year the Company has complied with provisions of the Act & Rules made there under in respect of:
 1. its status under the Act;
 2. maintenance of registers/ records & making entries therein within the time prescribed therefor;
 3. filing of forms and returns as stated in the annual return, with the Registrar of Companies, Regional Director, Central Government, the Tribunal, Court or other authorities within/ beyond the prescribed time;
 4. calling, convening, holding meetings of the Board of Directors, its Committees and the meetings of the members of the company on due dates as stated in the annual return in respect of such meetings, proper notices were given and the proceedings including the circular resolutions have been properly recorded in the Minute Book/ registers maintained for the purpose and the same have been signed;
 5. closure of Register of Members/ Security holders as the case may be - **NIL**
 6. advances/ loans to its directors and/ or persons or firms or companies referred in Section 185 of the Act - **NIL**
 7. contracts/ arrangements with related parties as specified in section 188 of the Act;
 8. **a.** during the financial year, the Company has altered the share capital, converted, issued and allotted the shares, as detailed below:

(i) The Company has converted 11,46,771 0.0001% Series A Compulsorily Convertible Preference Shares of face value ₹ 48/- each into 11,46,771 Equity Shares of ₹ 10/- each and 11,33,309 0.0001% Series B Compulsorily Convertible Preference Shares of face value ₹ 48/- each into 11,33,309 Equity Shares of ₹ 10/- each, at a conversion ratio of 1:1.

(ii) The Company has allotted 51,67,679 Equity Shares of face value ₹ 10/- each, pursuant to fresh issue of shares through Initial Public Offer.

Registered Office:



5-9-22-71A, Ground Floor, MCH No. 250, Near Birla Temple, Adarsh Nagar Colony, Hyderabad - 500 063.

Ph : 040 - 2323 2327, Email : bs.companysecretaries@yahoo.com

LLP Identification Number : AAE-0638

- (iii) the Company has changed its Authorized Share Capital from ₹ 1,50,00,00,000/- divided into (a) 13,90,55,616 Equity Shares of ₹ 10/- each (b) 11,46,771 - Series A 0.0001% Compulsorily Convertible Preference Shares of ₹ 48/- each, and (c) 11,33,309 Series B 0.0001% Compulsorily Convertible Preference Shares of ₹ 48/- each to ₹ 1,50,00,00,000/- divided into 15,00,00,000 Equity Shares of ₹ 10/- each by way of cancellation of unissued authorized preference share capital.
- b. transfer of shares and issue of security certificates in all instances;
- c. transmission or buy back of securities/ redemption of preference shares or debentures/ or reduction of share capital/ securities and issue of security certificates in all instances; - **NIL**
9. keeping in abeyance the rights to dividend, rights shares and bonus shares pending registration of transfer of shares in compliance with the provisions of the Act; - **NIL**
10. a. declaration/ payment of dividend;
- b. transfer of unpaid/ unclaimed dividend/ other amounts as applicable to the Investor Education and Protection Fund in accordance with section 125 of the Act; - **NIL**
11. Signing of audited financial statement as per the provisions of section 134 of the Act and report of directors is as per sub - sections (3), (4) and (5) thereof;
12. a. constitution/ and disclosure of the Directors/ Key Managerial Personnel and the remuneration paid to them;
- b. appointment/ re-appointment/ retirement/ filing up casual vacancies of the Directors/ Key Managerial Personnel; - **NIL**
13. appointment/ reappointment / filling up casual vacancies of auditors as per the provisions of Section 139 of the Act; **NIL**
14. approvals required to be taken from the Central Government, Tribunal, Regional Director, Registrar, Court or such other authorities under the various provisions of the Act:
15. Acceptance/ renewal/ repayment of deposits; - **NIL**
16. a. Borrowings from its Directors, members, public financial institutions, banks and others; **NIL**
- b. creation, modification/ satisfaction of charges in respect of Borrowings from banks wherever applicable;
17. Loans and investments or guarantees given or providing of securities to other bodies corporate or persons falling under the provisions of section 186 of the Act;
18. a. Alteration of the provisions of the Memorandum of Association of the Company
- b. Alteration of the provisions of the Articles of Association of the Company; - **NIL**

FOR BS & COMPANY COMPANY SECRETARIES LLP



K.V.S. SUBRAMANYAM
DESIGNATED PARTNER
M.NO: F5400
C.P. NO. 4815
PR. NO: 705/2020
UDIN: F005400E000837869

PLACE: HYDERABAD
DATE: 22.08.2023