

Shareholding Pattern under Regulation 31 of SEBI (Listing Obligations and Disclosure Requirements) Regulations, 2015

1.	Name of Listed Entity:RAINBOW CHILDREN'S MEDICARE LIMITED
2.	Scrip Code/Name of Scrip/Class of Security:543524/RAINBOW/EQUITY SHARES
3.	Share Holding Pattern Filed under: Reg. 31(1)(b)
	a. if under 31(1)(b) then indicate the report for quarter ending: December 31, 2023
	b. if under 31(1)(c) then indicate date of allotment/extinguishment: NA
4.	Declaration : The Listed entity is required to submit the following declaration to the extent of submission of information:


S.No.	Particulars	YES	NO
a.	Whether the Listed Entity has issued any partly paid up shares		NO
b.	Whether the Listed Entity has issued any Convertible Securities or Warrants?		NO
c.	Whether the Listed Entity has any shares against which depository receipts are issued?		NO
d.	Whether the Listed Entity has any shares in locked-in?	YES	
e.	Whether any shares held by promoters are pledge or otherwise encumbered?		NO



Rainbow Children's Medicare Limited

Table I - Summary Statement holding of specified securities



Category	Category of Shareholder	No of Shareholders	No of fully paid up equity shares held	No of Partly paid-up equity shares held	No of Shares Underlying Depository Receipts	Total No of Shares Held (VII) = (IV)+(V)+(VI)	Shareholding % (calculated as per SCRR, 1957 (VIII) As a % of (A+B+C2)	Number of Voting Rights held in each class of securities				No of Shares Underlying Outstanding convertible securities (Including Warrants)	Shareholding as a % assuming full conversion of convertible Securities (as a percentage of diluted share capital)	Number of Locked in Shares		Number of Shares pledged or otherwise encumbered		Number of equity shares held in dematerialized form
								No of Voting Rights			Total as a % of (A+B+C)			No. (a)	As a % of total Shares held (b)	No. (a)	As a % of total Shares held (b)	
								Class X	Class Y	Total								
(I)	(II)	(III)	(IV)	(V)	(VI)	(VII)	(VIII)	(IX)				(X)	(XI)	(XII)		(XIII)		(XIV)
(A)	Promoter & Promoter Group	7	50577596	0	0	50577596	49.83	50577596	0	50577596	49.83	0	49.83	20302400	40.14	0	0.00	50577596
(B)	Public	80464	50924091	0	0	50924091	50.17	50924091	0	50924091	50.17	0	50.17	0	0.00	NA	NA	50924091
(C)	Non Promoter-Non Public	0	0	0	0	0	0.00	0	0	0	0.00	0	0.00	0	0.00	NA	NA	0
(C1)	Shares underlying DRs	0	0	0	0	0	NA	0	0	0	0.00	0	0.00	0	0.00	NA	NA	0
(C2)	Shares held by Employes Trusts	0	0	0	0	0	0.00	0	0	0	0.00	0	0.00	0	0.00	NA	NA	0
	Total:	80471	101501687	0	0	101501687	100.00	101501687	0	101501687	100.00	0	100.00	20302400	20.00	0	0.00	101501687




Rainbow Children's Medicare Limited

Table II - Statement showing shareholding pattern of the Promoter and Promoter Group

S.No	Category & Name of the Shareholders	Entity type Promoter or Promoter group (Promoter group would exclude promoters)	No of Shareholders	No of fully paid up equity shares held	Partly paid-up equity shares held	No of Shares Underlying Depository Receipts	Total No of Shares Held (IV+V+VI)	Shareholding % (calculated as per SCRR, 1957 (VIII) As a % of (A+B+C2)	Number of Voting Rights held in each class of securities				No of Shares Outstanding convertible securities (Including Warrants)	Shareholding as a % assuming full conversion of convertible Securities (as a percentage of diluted share capital) (VII)+(X) As a % of (A+B+C2)	Number of Locked in Shares		Number of Shares pledged or otherwise encumbered		Number of equity shares held in dematerialized form
									No of Voting Rights			Total as a % of Total Voting rights			No. (a)	As a % of total Shares held (b)	No. (a)	As a % of total Shares held (b)	
									Class eg: X	Class eg: Y	Total								
	(I)	(II)	(III)	(IV)	(V)	(VI)	(VII)	(VIII)	(IX)				(X)	(XI)	(XII)		(XIII)		(XIV)
(1)	Indian																		
(a)	Individuals/Hindu undivided Family		5	44358396	0	0	44358396	43.70	44358396	0	44358396	43.70	0	43.70	20302400	45.77	0	0.00	44358396
	RAMESH KANCHARLA	Promoter	1	31494654	0	0	31494654	31.03	31494654	0	31494654	31.03	0	31.03	14453800	45.89	0	0.00	31494654
	CHIRLA DINESH KUMAR PADMARAO	Promoter	1	6633310	0	0	6633310	6.54	6633310	0	6633310	6.54	0	6.54	3044300	45.89	0	0.00	6633310
	ADARSH KANCHARLA	Promoter	1	6110432	0	0	6110432	6.02	6110432	0	6110432	6.02	0	6.02	2804300	45.89	0	0.00	6110432
	SRINIVAS TALASILA	Promoter Group	1	60000	0	0	60000	0.06	60000	0	60000	0.06	0	0.06	0	0.00	0	0.00	60000
	RAMADHARA NAIDU K	Promoter Group	1	60000	0	0	60000	0.06	60000	0	60000	0.06	0	0.06	0	0.00	0	0.00	60000
(b)	Central Government/State Government(s)		0	0	0	0	0	0.00	0	0	0	0.00	0	0.00	0	0.00	0	0.00	0
(c)	Financial Institutions/Banks		0	0	0	0	0	0.00	0	0	0	0.00	0	0.00	0	0.00	0	0.00	0
(d)	Any Other (Specify)		2	6219200	0	0	6219200	6.13	6219200	0	6219200	6.13	0	6.13	0	0.00	0	0.00	6219200
	RAMESH KANCHARLA (KANCHARLA FAMILY TRUST)	Promoter Group	1	5179200	0	0	5179200	5.10	5179200	0	5179200	5.10	0	5.10	0	0.00	0	0.00	5179200
	CHIRLA DINESHKUMAR PADMA RAO (SAI GEETA DINESH TRUST)	Promoter Group	1	1040000	0	0	1040000	1.02	1040000	0	1040000	1.02	0	1.02	0	0.00	0	0.00	1040000
	Sub-Total (A)(1)		7	50577596	0	0	50577596	49.83	50577596	0	50577596	49.83	0	49.83	20302400	40.14	0	0.00	50577596
(2)	Foreign																		
(a)	Individuals (Non-Resident Individuals/Foreign Individuals)		0	0	0	0	0	0.00	0	0	0	0.00	0	0.00	0	0.00	0	0.00	0
(b)	Government		0	0	0	0	0	0.00	0	0	0	0.00	0	0.00	0	0.00	0	0.00	0
(c)	Institutions		0	0	0	0	0	0.00	0	0	0	0.00	0	0.00	0	0.00	0	0.00	0
(d)	Foreign Portfolio Investor		0	0	0	0	0	0.00	0	0	0	0.00	0	0.00	0	0.00	0	0.00	0
(e)	Any Other (Specify)		0	0	0	0	0	0.00	0	0	0	0.00	0	0.00	0	0.00	0	0.00	0
	Sub-Total (A)(2)		0	0	0	0	0	0.00	0	0	0	0.00	0	0.00	0	0.00	0	0.00	0
	Total Shareholding of Promoter and Promoter Group (A)=(A)(1)+(A)(2)		7	50577596	0	0	50577596	49.83	50577596	0	50577596	49.83	0	49.83	20302400	40.14	0	0.00	50577596






AMANSA HOLDINGS PRIVATE LIMITED	1	2965686	0	0	2965686	2.92	2965686	0	2965686	2.92	0	2.92	0	0.00	NA	2965686	0	0	0
STICHTING DEPOSITARY APG EMERGING MARKETS EQUITY P	1	1538459	0	0	1538459	1.52	1538459	0	1538459	1.52	0	1.52	0	0.00	NA	1538459	0	0	0
(e) Foreign Portfolio Investors Category II	10	375571	0	0	375571	0.37	375571	0	375571	0.37	0	0.37	0	0.00	NA	375571	0	0	0
(f) Overseas Depositories (holding DRs) (balancing figure)	0	0	0	0	0	0.00	0	0	0	0.00	0	0.00	0	0.00	NA	0	0	0	0
(g) Any Other	0	0	0	0	0	0.00	0	0	0	0.00	0	0.00	0	0.00	NA	0	0	0	0
Sub Total (B)(2)	132	22651807	0	0	22651807	22.32	22651807	0	22651807	22.32	0	22.32	0	0.00	NA	22651807	0	0	0
(3) Central Government/State Government(s)/President of India															NA				
(a) Central Government / President of India	0	0	0	0	0	0.00	0	0	0	0.00	0	0.00	0	0.00	NA	0	0	0	0
(b) State Government / Governor	0	0	0	0	0	0.00	0	0	0	0.00	0	0.00	0	0.00	NA	0	0	0	0
(c) Shareholding by Companies or Bodies Corporate where Central / State Government is a promoter	0	0	0	0	0	0.00	0	0	0	0.00	0	0.00	0	0.00	NA	0	0	0	0
Sub Total (B)(3)	0	0	0	0	0	0.00	0	0	0	0.00	0	0.00	0	0.00	NA	0	0	0	0
(4) Non-Institutions																			
(a) Associate companies / Subsidiaries	0	0	0	0	0	0.00	0	0	0	0.00	0	0.00	0	0.00	NA	0	0	0	0
(b) Directors and their relatives (excluding independent directors and nominee directors)	0	0	0	0	0	0.00	0	0	0	0.00	0	0.00	0	0.00	NA	0	0	0	0
(c) Key Managerial Personnel	1	70	0	0	70	0.00	70	0	70	0.00	0	0.00	0	0.00	NA	70	0	0	0
(d) Relatives of promoters (other than 'immediate relatives' of promoters disclosed under 'Promoter and Promoter Group' category)	0	0	0	0	0	0.00	0	0	0	0.00	0	0.00	0	0.00	NA	0	0	0	0
(e) Trusts where any person belonging to 'Promoter and Promoter Group' category is 'trustee', 'beneficiary', or 'author of the trust'	0	0	0	0	0	0.00	0	0	0	0.00	0	0.00	0	0.00	NA	0	0	0	0
(f) Investor Education and Protection Fund (IEPF)	0	0	0	0	0	0.00	0	0	0	0.00	0	0.00	0	0.00	NA	0	0	0	0
(g) Resident Individuals holding nominal share capital up to Rs. 2 lakhs	76056	5367915	0	0	5367915	5.29	5367915	0	5367915	5.29	0	5.29	0	0.00	NA	5367915	0	0	0
(h) Resident Individuals holding nominal share capital in excess of Rs. 2 lakhs	33	5822754	0	0	5822754	5.74	5822754	0	5822754	5.74	0	5.74	0	0.00	NA	5822754	0	0	0
PODDUTURU PREETHAM KUMAR	1	1180206	0	0	1180206	1.16	1180206	0	1180206	1.16	0	1.16	0	0.00	NA	1180206	0	0	0
DEVINENI NAGALAKSHMI	1	1280009	0	0	1280009	1.26	1280009	0	1280009	1.26	0	1.26	0	0.00	NA	1280009	0	0	0
(i) Non Resident Indians (NRIs)	2119	369293	0	0	369293	0.36	369293	0	369293	0.36	0	0.36	0	0.00	NA	369293	0	0	0
(j) Foreign Nationals	0	0	0	0	0	0.00	0	0	0	0.00	0	0.00	0	0.00	NA	0	0	0	0
(k) Foreign Companies)	0	0	0	0	0	0.00	0	0	0	0.00	0	0.00	0	0.00	NA	0	0	0	0
(l) Bodies Corporate	554	745249	0	0	745249	0.73	745249	0	745249	0.73	0	0.73	0	0.00	NA	745249	0	0	0
(m) Any Other	1528	112079	0	0	112079	0.11	112079	0	112079	0.11	0	0.11	0	0	NA	112079	0	0	0
CLEARING MEMBERS	5	1611	0	0	1611	0.00	1611	0	1611	0.00	0	0.00	0	0.00	NA	1611	0	0	0
H U F	1518	108431	0	0	108431	0.11	108431	0	108431	0.11	0	0.11	0	0.00	NA	108431	0	0	0
TRUSTS	5	2037	0	0	2037	0.00	2037	0	2037	0.00	0	0.00	0	0.00	NA	2037	0	0	0
Sub Total (B)(4)	80291	12417360	0	0	12417360	12.23	12417360	0	12417360	12.23	0	12.23	0	0.00		12417360			
Total Public Shareholding (B) = (B)(1)+(B)(2)+(B)(3)+(B)(4)	80464	50924091	0	0	50924091	50.17	50924091	0	50924091	50.17	0	50.17	0	0.00		50924091	0	0	0



Details of the shareholders acting as persons in Concert including their Shareholding:				
S.No	Name of Shareholder	Name of PAC	No of shares	% of Shareholding
-	-	-	0	0.00


Details of Shares which remain unclaimed may be given hear along with details such as number of shareholders, outstanding shares held in demat/unclaimed suspense account				
S.No	Number of Shareholder	Outstanding shares held in demat/unclaimed suspense account	Voting rights which are frozen	Disclosure of notes on shares which remain unclaimed for public
-	-	-	0	0

Rainbow Children's Medicare Limited

Table IV - Statement showing shareholding pattern of the Non Promoter - Non Public Shareholder

S.No	Category & Name of the Shareholders	No of Shareholders	No of fully paid up equity shares held	Partly paid-up equity shares held	No of Shares Underlying Depository Receipts	Total No of Shares Held (IV+V+VI)	Shareholding % calculated as per SCRR, 1957 As a % of (A+B+C2)	Number of Voting Rights held in each class of securities			No of Shares Underlying Outstanding convertible securities (Including Warrants)	Total Shareholding as a % assuming full conversion of convertible Securities (as a percentage of diluted share capital)	Number of Locked in Shares		Number of Shares pledged or otherwise		Number of equity shares held in dematerialized form	
								No of Voting Rights					Total as a % of Total Voting rights	No. (a)	As a % of total Shares held (b)	No. (a)		As a % of total Shares held (b)
								Class eg: X	Class eg: Y	Total								
	(I)	(III)	(IV)	(V)	(VI)	(VII)	(VIII)	(IX)			(X)	(XI)	(XII)		(XIII)	(XIV)		
(1)	Custodian/DR Holder	0	0	0	0	0	0.00	0	0	0	0.00	0	0.00	0	0.00	NA	0	
(2)	Employee Benefit Trust/ Employee Welfare Trust under SEBI (Share Based Employee Benefits and Sweat Equity) Regulations, 2021	0	0	0	0	0	0.00	0	0	0	0.00	0	0.00	0	0.00	NA	0	
	Total Non-Promoter-Non Public Shareholding (C) = (C)(1)+(C)(2)	0	0	0	0	0	0.00	0	0	0	0.00	0	0.00	0	0.00	NA	0	



Rainbow Children's Medicare Limited

Table V - Statement showing details of Significant Beneficial Owners (SBOs)

S. No	Details of the significant beneficial owner		Details of the registered owner		Details of holding/ exercise of right of the SBO in the reporting company, whether direct or indirect*:					Date of creation/acquisition of significant beneficial interest
	Name	Nationality	Name	Nationality	Whether by virtue of:					IV
					Shares	Voting rights	Rights on distributable dividend or any other distribution	Exercise of control	Exercise of significant influence	
1	RAMESH KANCHARLA	Indian	RAMESH KANCHARLA (KANCHARLA FAMILY TRUST)	Indian	36.13%	-	-	No	No	24-11-2021



Rainbow Children's Medicare Limited

Table VI - Statement showing foreign ownership limits

	Board approved limits(%)	Limits utilized(%)
As on shareholding date	100	22.55
As on the end of previous 1st quarter	100	21.90
As on the end of previous 2nd quarter	100	20.63
As on the end of previous 3rd quarter	100	20.24
As on the end of previous 4th quarter	100	21.23

